



DeltaSol® MX



rosenthal design 

The
all-rounder

**Certified for the
North American market!**

The cLCus certification confirms that the controller is certified to UL 60730-2-9 and CSA - E60730-2-9-01.

RESOL DeltaSol® MX

Article no.: **115 992 07**

RESOL DeltaSol® MX – Full kit

Incl. 6 Pt1000 sensors (2 x FKP6, 4 x FRP6)

Article no.: **115 992 17**

Customized and OEM versions are available on request.
Please contact our sales team.



Visit www.resol.de/videos for a product video about this controller

The RESOL DeltaSol® MX is a system controller of the latest generation and offers almost boundless possibilities in planning and controlling solar thermal systems. It is equipped with 14 relay outputs and 4 PWM outputs for the speed control of energy-saving high-efficiency pumps. Additionally, the controller has three impulse inputs as well as a range of different sensor inputs. Up to 5 EM Extension Modules can be connected via the RESOLVBus®.

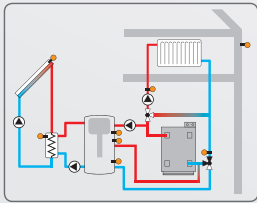
The integrated SD memory card slot enables an easy datalogging to an SD memory card and a quick, effortless transfer of logged data to a PC. Additionally, firmware updates can be run and controller settings can be saved on and transferred from an SD card. The large full graphic display allows the direct display of balance and progression diagrams.

Pre-defined functions allow easier setup of the system; functional additions such as a drainback function extend the range of applications.

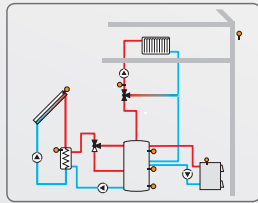
Unit °F and °C selectable!

- Full graphic display
- 14 relay outputs and 15 sensor inputs
- Inputs for Grundfos Direct Sensors™
- Speed control of standard and high-efficiency pumps
- Data logging, storing and firmware updates via SD memory card
- Drainback function
- RESOLVBus®
- Energy-efficient switching-mode power supply

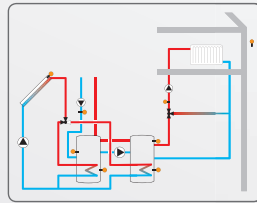
Examples



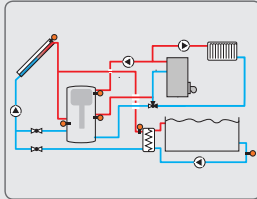
Solar system with combined tank, external heat exchanger, weather-compensated heating circuit, return temperature offset and backup heating



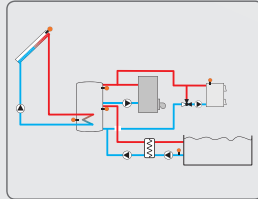
Solar system with external heat exchanger and backup heating by solid fuel boiler



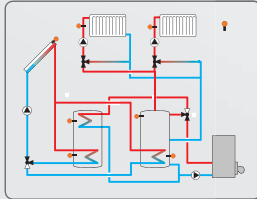
Solar system with 2 tanks, circulation pump control, heat exchange control and weather-compensated heating circuit



Solar system with combined tank and swimming pool, backup heating, heating circuit loading and return temperature offset

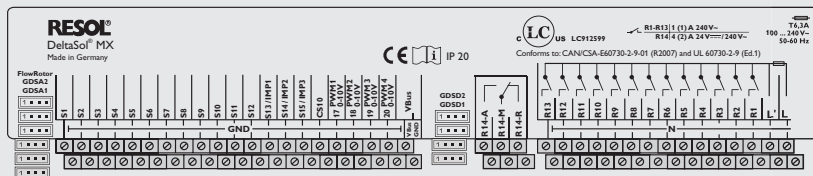


Solar system with tank, swimming pool and backup heating over gas- and solid fuel boiler



Solar system with 2 tanks, backup heating and 2 weather-compensated heating circuits

Electrical connection



Accessories



RESOL EM
Sensor and relay Extension Module with 5 outputs and 6 inputs
Article no.: **145 440 80**



RESOL AM1
Alarm module for signaling system failures
Article no.: **180 008 70**

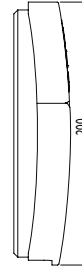
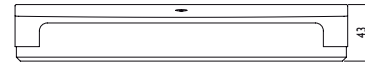
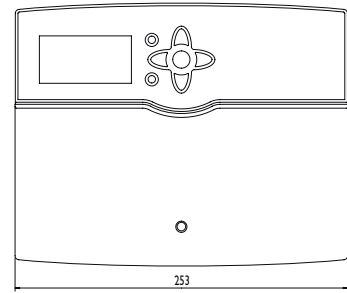


RESOL VBus® / USB interface adapter
PC connection kit for RESOL controllers with VBus® incl. RESOL ServiceCenter Software
Article no.: **180 008 50**



RESOL SP10
Sensor overvoltage protection
Article no.: **180 110 70**

Technical data



Inputs: 12 Pt1000, Pt500 or KTY temperature sensor inputs (7 of them can optionally be used for RTA11-M remote controls), 3 impulse inputs for V40 flowmeters; 4 Grundfos Direct Sensors™ (2 x analog, 2 x digital), 1 CS10 solar cell

Outputs: 13 semiconductor relays, 1 dry-contact relay and 4 PWM outputs (convertible to 0-10V signal outputs)

Switching capacity:

1 (1) A 240 V~ (semiconductor relay)
4 (2) A 24 V~/240 V~ (dry contact relay)

Total switching capacity: 6.3 A 240 V~

Power supply: 100 ... 240 V~ (50 ... 60 Hz)

Supply connection: type Y attachment

Power consumption: < 1 W (standby)

Mode of operation: type 1.B.C.Y action

Rated impulse voltage: 2.5 kV

Data interface: RESOL VBus®, SD card slot

VBus® current supply: 35 mA

Functions: 7 integrated energy metering modules and control of 2 weather-compensated heating circuits. Adjustable system parameters and add-on options (menu-driven), balance and diagnostics functions, functionality control

Housing: plastic, PC-ABS and PMMA

Mounting: wall mounting, mounting into patch panels is possible

Indication / Display: full graphic display

Operation: 7 push buttons at the front

Ingress protection: IP 20/EN 60529

Protection class: I

Ambient temperature: 0 ... 40 °C/32...104 °F

Pollution degree: 2

Dimensions: 253 x 200 x 47 mm / 10.1" x 7.9" x 1.7"

Do you have any further questions? We have the answers:

© RESOL – Elektronische Regelungen GmbH ■ info@resol.de ■ www.resol.de