

Solar station FlowCon C with integrated controller

USE in closed loop design only. The circulation unit is used on the primary circuit of solar heating systems to control the temperature in the hot water storage. The pump inside the unit is activated by the signal from the differential temperature regulator. In addition, this unit contains the functional and safety devices for optimum circuit control.

Your advantages:

All medium-bearing parts are made of brass.

All connections ¾" female.

With pre-assembled steel wall bracket.

Full port ball valve in return pipe.

Check valve inside the supply and return ball valve, manual opener, thanks to 45° position of the ball valve handle, 200mm WC each, special design for solar systems, avoid any gravity circulation.

Large ball valve handles easy grip and visible closing position.

Air scoop in the supply line for a permanent deaeration of the heat transfer medium.

Function-optimised design insulation made of durable elastic EPP; **100% insulation of the fittings** – excellent pump ventilation and cooling.

Solar controller integrated into the insulation, pre-wired and splash-proof.

Solar safety assembly pressure relief valve 6 bar / 87 psi, high-temperature pressure gauge 0-6 bar/0-90 psi, with shut off valve, drain valve for flushing and filling, flat sealing connection for expansion tank.

Full metal solar temperature gauge, 0 - 160 °C / 32 - 320°F can be pulled off, with immersion sleeve integrated in the ball valve.

Fully assembled with flat sealing union connections.

With three speed solar circulation pump by Wilo without wire.

Pump can be completely isolated, no draining necessary during servicing.

Flowmeter


Flow quantity measuring device with adjustable flow quantity gauge and function control device, installed in the (cold) return - up to 130 °C / 266 °F heat resistant – two measurement ranges: 0.5 – 5 l/min or 1 – 13 l/min or 0.5 – 3.5 USgpm.

Flushing and filling unit integrated

two drain valves (at the flowmeter and at the safety assembly) permit filling and flushing the system.

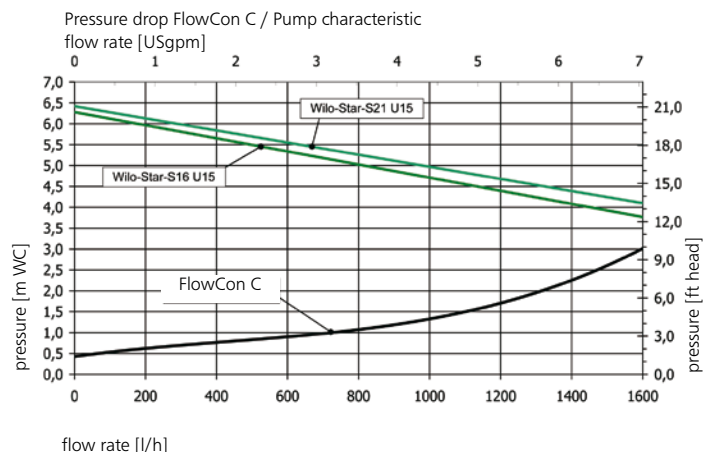
The unit components enable:

- Medium circulation with specific pump
- Safety against pressure increase
- Accurate flow rate control
- Filling / draining the circuit
- Measuring the supply and return line temperature
- Separating the air contained in the circuit
- Shutting off the circuits and no return
- Thermal insulation



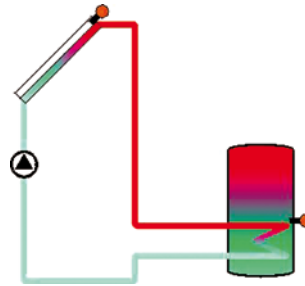
TECHNICAL DATA FlowCon C

Dimension	DN 20 - ¾"
Material	
fittings	brass
gaskets	EPDM / NBR
insulation	EPP
check valves	brass
Techn. data	
max. pressure	10 bar / 145 psi
max. temperature	130 °C / 266 °F, temporarily 160 °C / 320 °F
Equipment	
check valves	2 x 200 mm WC = 400 mm WC
flow meter range	0.5 - 5 l/min 1 - 13 l/min or 0.5 - 3.5 USgpm
pressure relief valve	6 bar / 87 psi, f.thermal solar syst.
pressure gauge	0-6 bar / 0-90 psi, resistant to high temperatures
thermometer	0-160 °C / 32-320 °F, full metal
Dimensions	
connections	¾" female
pipe-center distance	125 mm / 4 ¹⁵ / ₁₆ "
width of insulation	300 mm / 11 ⁷ / ₈ "
height of insulation	480 mm / 18 ⁷ / ₈ "

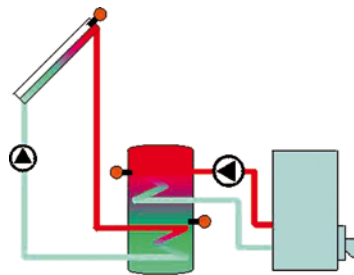


Solar station FlowCon C with integrated controller

The **controller Type BS/3** is integrated in the insulation. It is designed for the application in basic systems. This controller has 2 standard relay outputs and 4 sensor inputs for Pt1000 temperature sensors. The illuminated display with system monitoring (with blinking symbols for a clear allocation of the indicated data) permits a simple and clear appliance and function control. The controller is equipped with a storage temperature limit, an operation hours' count, a thermostat function, a heat metering as well as (selectable) pipe collector functions. UL/CSA certified. Supplied with 3 Pt1000 sensors (Ø 6 mm, 1 with silicon wire) and 3 immersion sleeves (1 x 60 mm, 1 x 100 mm and 1 x 150 mm long).



Standard solar system
1 collector / 1 storage



Standard solar system
with auxiliary heating
1 collector / 1 storage

Overview of the functions	Controller type 4
Indication	combined display as system monitor
Appliance	3 press buttons
Relay outputs	2 x standard
Sensor inputs	4, Pt1000
Operation hours' count	yes
Heat quantity count	yes
System choice	2 basic systems
Thermostat function	yes
Emergency shut-down	yes
Recooling function	yes
Solar collector cooling function	yes
Frost protection	yes
Special function for solar pipe collectors	yes




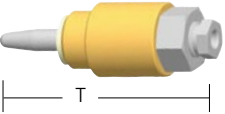

Range of application / Solar collector surface depending on the flowmeter and the operational mode (see explanations on page 39)

flow types in the solar collector field:	with flowmeter 0.5 - 5 l/min	with flowmeter 1 - 13 l/min / 0.5-3.5 USgpm
Low-Flow = 0.2 l / min. per m ² collector surface	until 25 m² collector surface	until 65 m² collector surface
High-Flow = 0.5 l / min. per m ² collector surface	until 10 m² collector surface	until 26 m² collector surface






Please note: In order to guarantee a trouble-free function it is necessary to carry out a hydraulic dimensioning / check of the solar system.

Illustration	Options	Pumps	Item #
	FlowCon C metric flowmeter 1-13 l/min, temperature gauges in °C	Wilco Star S 16 U-15-130 , 1/2" copper connection	609260NA01
		Wilco Star S 21 U-15-130 , 3/4" copper connection	609260NA02
	FlowCon C imperial flowmeter 0.5-3.5 USgpm, temperature gauges in °F	Wilco Star S 16 U-15-130 , 1/2" copper connection	609260US01
		Wilco Star S 21 U-15-130 , 3/4" copper connection	609260US02

Solar station FlowCon - assembly accessories

Illustration	Description	Item #
	<p>Connecting set 3/4" for expansion tank On the solar station system "FlowCon" to connect the safety set 3/4"; for max. tank diameter of 440 mm.</p>	
	<p>Stainless steel corrugated hose 3/4" female - female x 500 mm, Wall bracket with fastening material, solar tank connecting coupling 3/4"</p>	<p>437 509</p>
	<p>As before, but tank connecting coupling with integrated cap valve 3/4"</p>	<p>437 510</p>
	<p>Service unit for solar systems With solar fluid fine filter (250 µ) As protection of the pump, the flow check valve(s) and the flow meter against dirt particles (e. g. solder residues and scales particles). For assembly inside the solar supply line, above the ball valve. Completely closable for servicing so that only a small amount of solar fluid has to be refilled. Connection to the solar station with self sealing screw connection 3/4", outlet 3/4" female.</p>	
<p>Maintenance unit for solar systems</p>	<p>56701</p>	
	<p>Connecting piece for sensor well For thermowell with 1/2" male, up to 60 mm length 1" union nut with gasket, 3/4" female, bushing 1/2"</p>	
<p>Connecting piece for sensor well</p>	<p>5660</p>	
	<p>Thermowells For the assembly of the temperature sensors inside the storage, collector etc.</p>	
<p>self-sealing with o-ring, brass blank, for sensor Ø 5.5 mm, depth = 30 mm</p>	<p>566 001</p>	
<p>standard, chromed brass, for sensor Ø 6 mm, depth = 60 mm</p>	<p>566 002</p>	
<p>standard, chromed brass, for sensor Ø 6 mm, depth = 100 mm</p>	<p>566 003</p>	
<p>standard, chromed brass, for sensor Ø 6 mm, depth = 150 mm</p>	<p>566 004</p>	
	<p>Flush and drain kit t-piece with counter nut, self-sealing with drain valve, for expanding the solar system with a flush and drain connection, assembly at the lowest point (drain unit).</p>	
<p>1 piece DN 20 - 3/4"</p>	<p>31611NA</p>	

Solar station FlowCon - assembly accessories

Illustration	Description	Item #
	<p>Manually operated filling and injection pump Male = 1/2", 15 mm hose connection Attainable pressure until approx. 4 bar, length: 175 mm</p>	
<p>Manually operated filling and injection pump</p>		<p>7061</p>
	<p>Manually operated filling and injection pump Male = 1/2", 15 mm hose connection Additional drain valve Attainable pressure until approx. 4 bar, length: 225 mm</p>	
<p>Manually operated filling and injection pump</p>		<p>7062</p>
	<p>Flush and fill kit DN 20 Consisting of: Brass ball valve 3/4" female, with red wing handle, with 2 drain valves with hose clip 15 mm</p> <p>Additionally with: 2 compression fittings with support sleeves, preassembled</p>	
<p>DN 15 for 1/2" mm copper pipe</p>		<p>565 151 NA</p>
<p>DN 22 for 3/4" mm copper pipe</p>		<p>565 221 NA</p>
	<p>Compression adaptors for copper pipe For the connection of 3/4" solar stations – DN 20, self-sealing with o-ring, additionally with support sleeve, also appropriate for soft copper pipes! Applicable until 150 °C!</p>	
<p>3/4" male x 15 mm</p>		<p>561 215</p>
<p>3/4" male x 22 mm</p>		<p>561 222</p>
	<p>Soldering inserts 3/4" male for copper pipe For the connection of solar stations 3/4" – DN 20</p>	
<p>3/4" to 15 mm: soldering inserts 3/4" x 1/2"</p>		<p>206 212</p>
<p>3/4" to 22 mm: soldering inserts 3/4" x 3/4"</p>		<p>206 234</p>