

MW hydraulic separator for modular systems

3/4" / DN 20

USE in closed loop design. In conjunction with boilers having high resistance (condensing) or when total flow rate of all parallelly running circulators is higher than maximum flow rate of the boiler, the low-loss header provides hydraulic separation, decoupling boiler and system circuits from each other. It is recommended to use the

low-loss header in applications in which the total system flow rate exceeds the maximum boiler flow rate. PAW strongly recommends the use of a hydraulic separator in cases where the system head and flow rates are unknown.

Function

When used in conjunction with boilers having build-in pump, the hydraulic separator acts as hydraulic break, decoupling boiler and system circuits from each other.

It is recommended to use the hydraulic separator in applications in which the total system flow rate exceeds the maximum boiler flow rate.

PAW strongly recommends the use of a hydraulic separator in cases where the system head and flow rates are unknown.

These are typical functional conditions.

Following is an example of three possible situations of hydraulic stability.

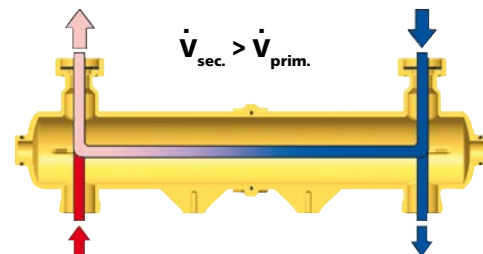
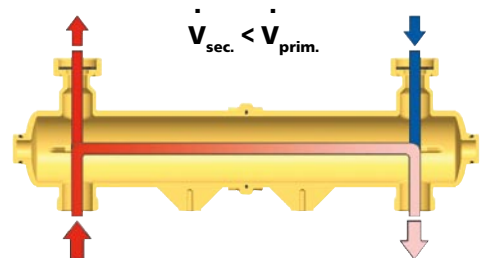
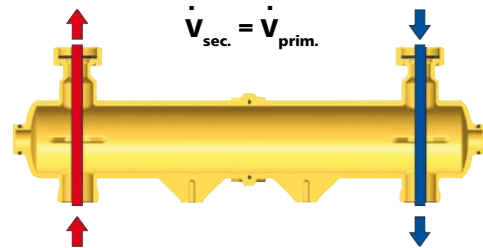
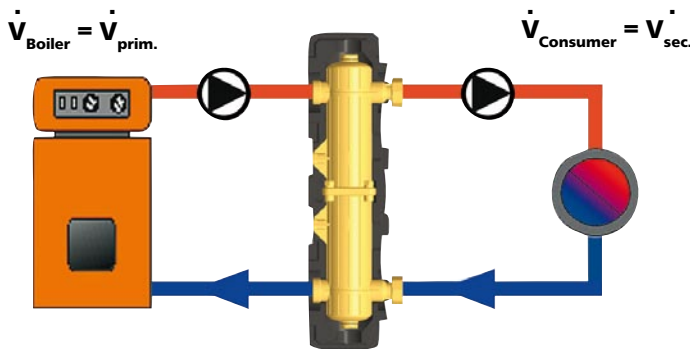



Illustration	Type / Characteristics	Item #
 <p>Suitable for vertical or horizontal installation</p>	<p>MW 20 hydraulic separator up to 2.200 l/h / 9.7 USgpm Completely made of brass, completely insulated with EPP insulation, for the installation under a modular distribution manifold DN 20 or separately (vertically or horizontally) on the wall.</p> <p>Connections: PAW flange with 1" union nut, 1" female / 3/4" female, 2 x 1/2" female for sensor well and drain valve. width = 11 13/16 / 300 mm, installation height = 3 5/32 / 80 mm</p> <p>MW 20 hydraulic separator up to 2.200 l/h</p>	<p>31421 NA</p>